

This report summarizes one year of caseload data for the University of Iowa's Early Intervention Team (EIT). EIT is a group of staff members who meet regularly to coordinate outreach and support for students who may be experiencing multiple concerns that are impeding their ability to be successful during their collegiate experience. The data below pertain to the **182** students served during the 2019-2020 academic year.

## 8 EIT members from:

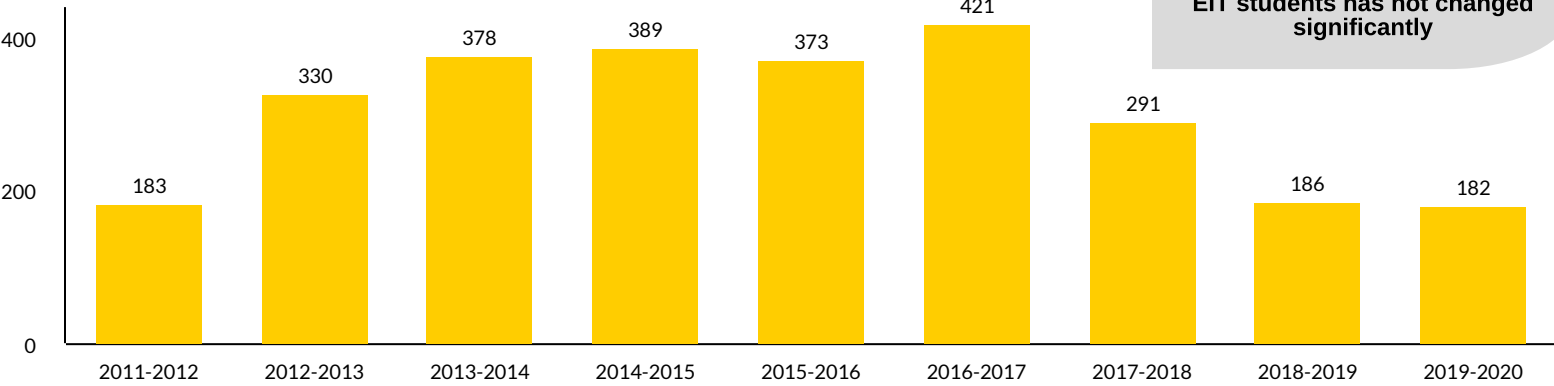
Office of the Dean of Students  
Academic Support & Retention  
University Counseling Service  
Center for Diversity & Enrichment  
Academic Advising Center  
College of Liberal Arts & Sciences  
Threat Assessment Team  
Residence Education

## 3 Goals of EIT:

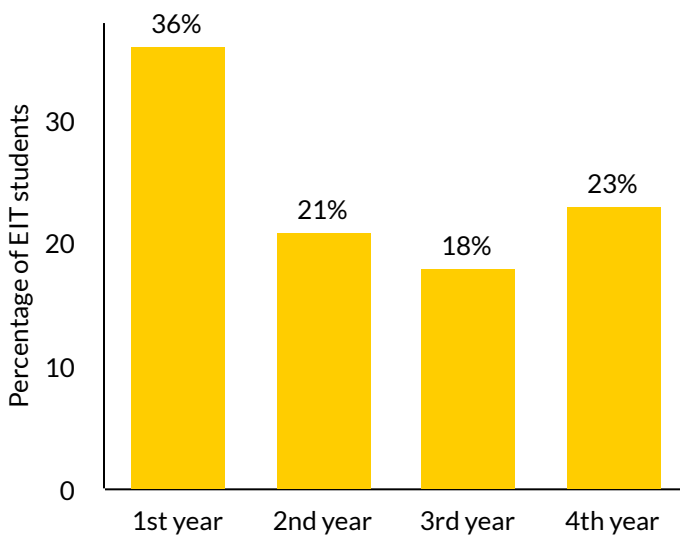
- 1.) Provide support and assistance to students in need: this is the primary focus of EIT
- 2.) Outreach via presentations and consultations with the campus community
- 3.) Identify populations of students who may struggle and respond by creating initiatives to foster more inclusive environments

Since the foreseen decrease in 2018-2019 (due to changes in determining if a student would be added to EIT) the number of EIT students has not changed significantly

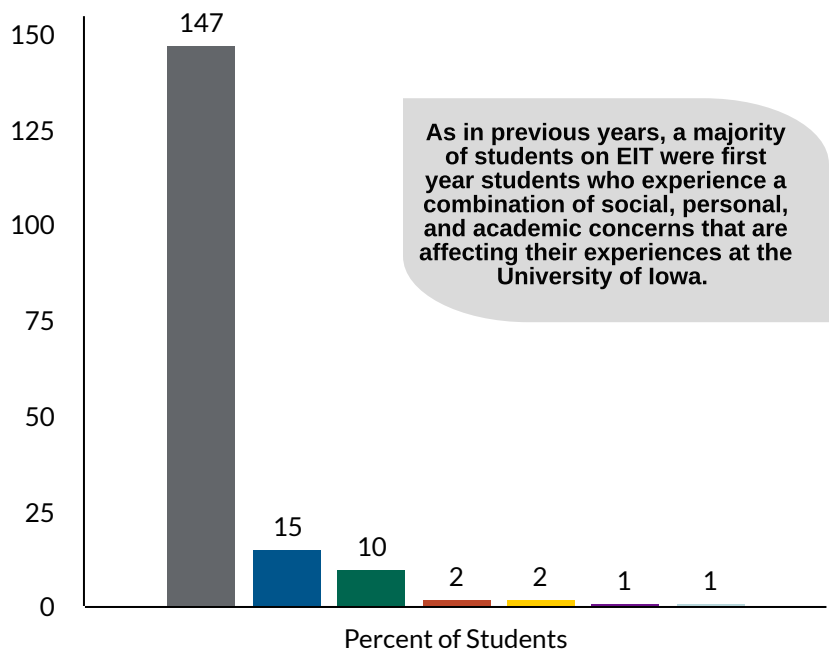
Number of Students Supported By EIT



Year at UI



Students by College



As in previous years, a majority of students on EIT were first year students who experience a combination of social, personal, and academic concerns that are affecting their experiences at the University of Iowa.

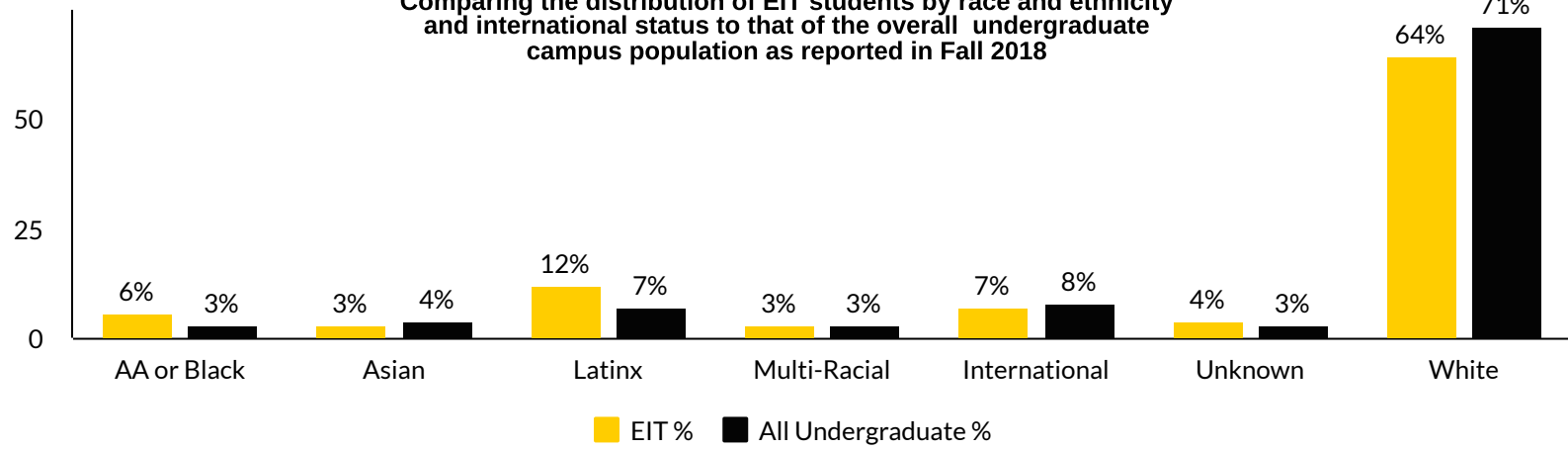
Average GPA



- College of Liberal Arts & Sciences
- Tippie College of Business
- College of Engineering
- College of Public Health
- College of Nursing
- University College
- College of Education

## Students by Race and Ethnicity

Comparing the distribution of EIT students by race and ethnicity and international status to that of the overall undergraduate campus population as reported in Fall 2018



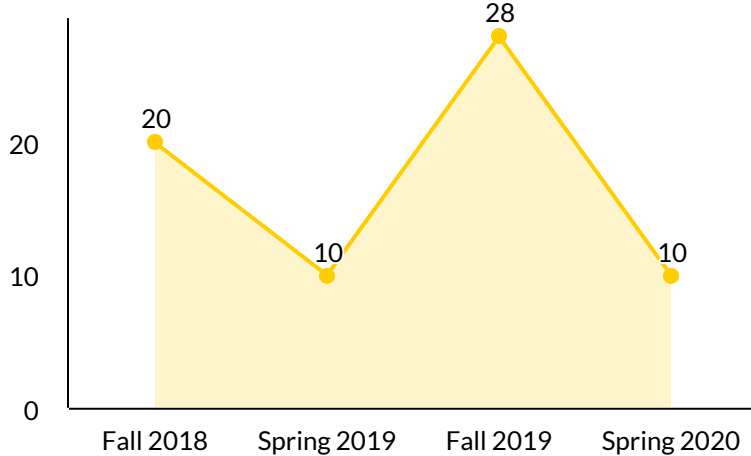
About **3%** of EIT students are veteran status.

**26%** of EIT students are eligible for Center for Diversity and Enrichment (CDE) Services. This is a decrease from the previous year when 34% of students were eligible. But this percentage falls under the normal range from previous years of between 25-30%.

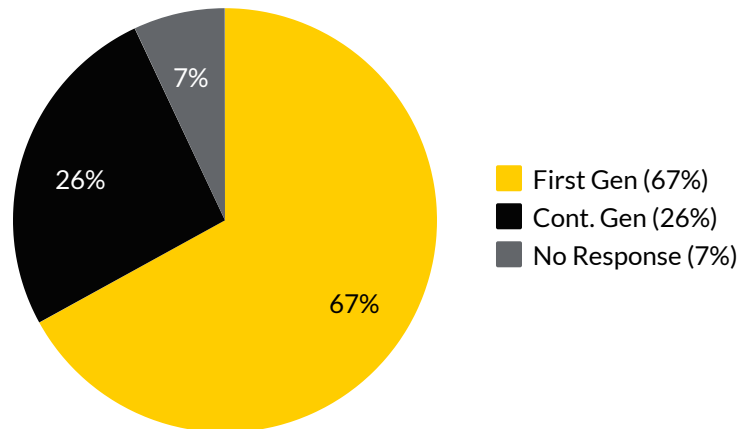
# 53%

of EIT students live off-campus vs a residence hall

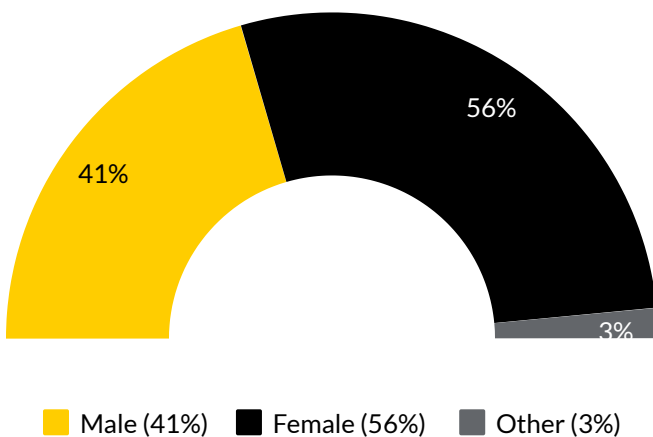
## Number of EIT Students who Withdrew by Semester



## First Gen VS. Continuing Gen



## EIT Students by Sex

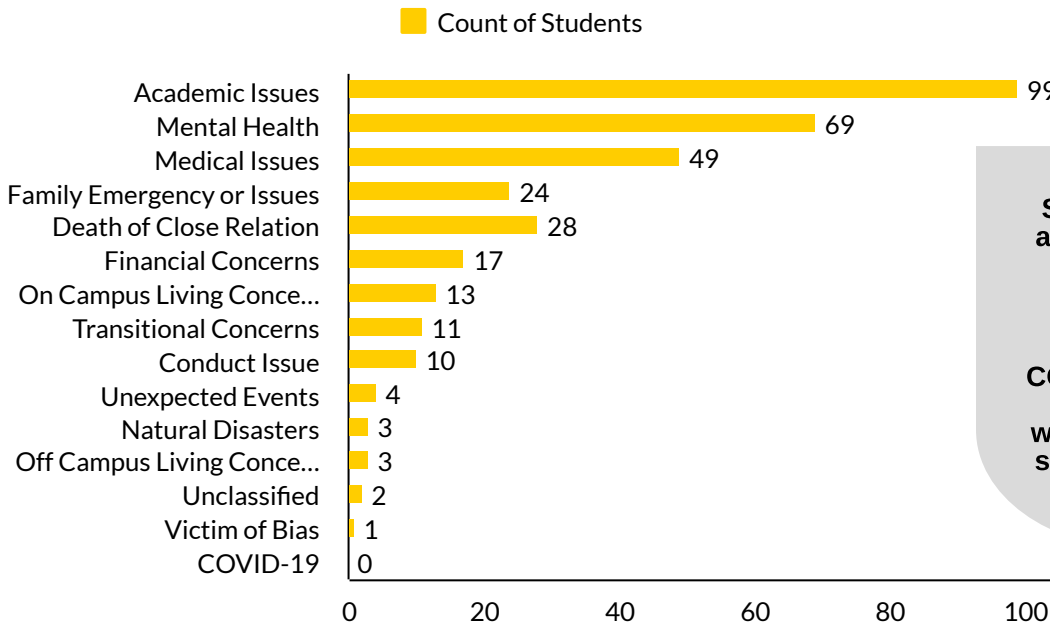


# 57%

Percent of total students on EIT in the 2019-2020 academic year who enrolled for Fall 2020.

Compared to 69% enrolled last year for the Fall 2019 semester.

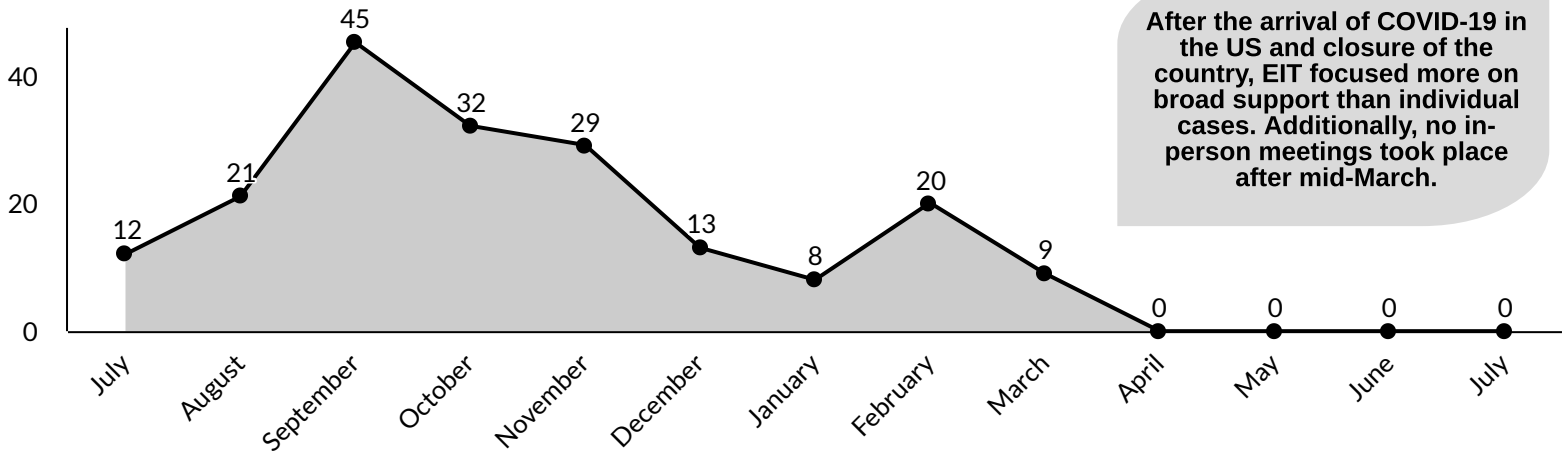
# Type of Referral Reasons/Student Concerns



Similar to years past, Academic and Mental Health Issues are the top two concerns that bring students to EIT.

Medical Issues (not including COVID-19) increased compared to last year. Note that EIT cases were not pooled after March 2020 so COVID-19 related issues were not tracked within EIT.

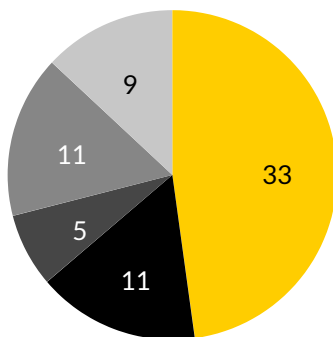
## Count of Referrals by Month



After the arrival of COVID-19 in the US and closure of the country, EIT focused more on broad support than individual cases. Additionally, no in-person meetings took place after mid-March.

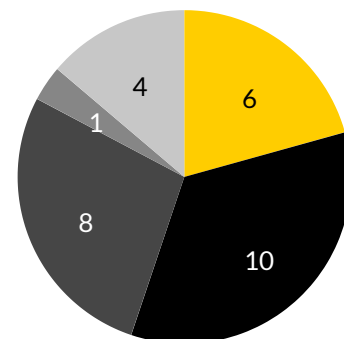
# Breakdown of Referrer by Semester

## Fall 2019



Academic Relation (47.83%) Family (15.94%)  
 Self (7.25%) Admissions (15.94%)  
 Other (13.04%)

## Spring 2020



Academic Relation (20.69%) Family (34.48%)  
 Self (27.59%) Admissions (3.45%)  
 Other (13.79%)

### Early Intervention Team Contact Information:

Nikki Hodous, Director of Student Care & Assistance, Office of the Dean of Students  
 nicole-hodous@uiowa.edu or 319-335-1162

Danielle Martinez, Director of Student Retention, Academic Support and Retention  
 danielle-martinez@uiowa.edu or 319-335-1497